

ACP-2010 / 2320

2U Rackmount Chassis for ATX/ MicroATX Motherboard with Low-Profile Rear Bracket Option



Features

- LED indicators and audible alarm notification for system fault detection
- ACP-2010: One 5.25" and three 3.5 shock-resistant drive bays
- ACP-2320: One Slim optical disk drive, two internal 3.5" drives and dual hot-swap SATA HDD trays
- Various riser card options to support three full-size PCI or PCIe cards for expansion
- Supports 250W /350W single power supply
- Reusable and washable air filters
- Built-in Intelligent System Module enabling whole system fan control and remote manageability

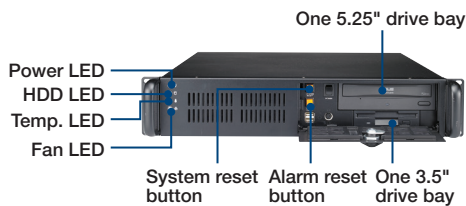
CE FCC

Specifications


| | | External | Internal |
|---|--|--|--|
| Drive Bay | Slim Optical Disk Drive | - / 1 | - |
| | 5.25" | 1 / 0 | - |
| | 3.5" | 1 / 2 | 2 / 2 |
| | Hot Swap | - / 2 (Compatible with 3.5" or 2.5" devices) | - |
| Cooling | Fan | 2 (8 cm PWM /47 CFM each) / 2 (8 cm PWM /47 CFM each) + 1 (6 cm PWM /28 CFM) for SATA storage unit | |
| | Air Filters | Yes | |
| | Smart Fan | System fan speed referring to chassis thermal sensor, or CPU temperature (Available with selected Advantech MBs/CPU cards) | |
| Front I/O Interface | USB 2.0 | 2 | |
| | PS/2 | 1 | |
| Miscellaneous | LED Indicators | Power, HDD, temperature, fan | |
| | Rear Panel | Two 9-pin D-Sub openings | |
| Intelligent System Module Hardware Monitoring | CPU/system fan speed, CPU/system temperature (Only Advantech AIMB-78X, PCE-51XX/71XX mainboards can enable CPU fan speed and temperature monitoring function of Intelligent System Module) | | |
| Environment | Temperature | Operating 0 ~ 40 °C (32 ~ 104 °F) | Non-operating -20 ~ 60 °C (-4 ~ 140 °F) |
| | Humidity | 10 ~ 85% @ 40 °C, non-condensing | |
| | Vibration (5 ~ 500 Hz) | 1 Grms | |
| | Shock | 10 G (with 11 ms duration, half sine wave) | |
| Physical Characteristics | Dimensions (W x H x D) | 482 x 88 x 480 mm (19" x 3.46" x 18.9") | |
| | Weight | 10.7 kg (23.5 lb) / 11.7 kg (25.7 lb) | |

Front View

ACP-2010



ACP-2320



Rear View

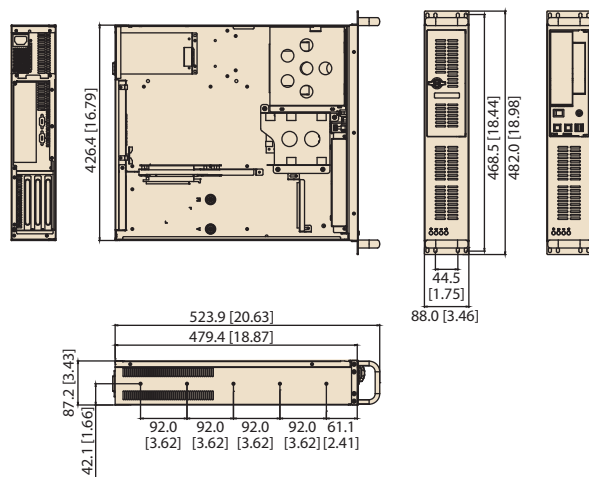


Rear I/O bracket for low profile add-on cards

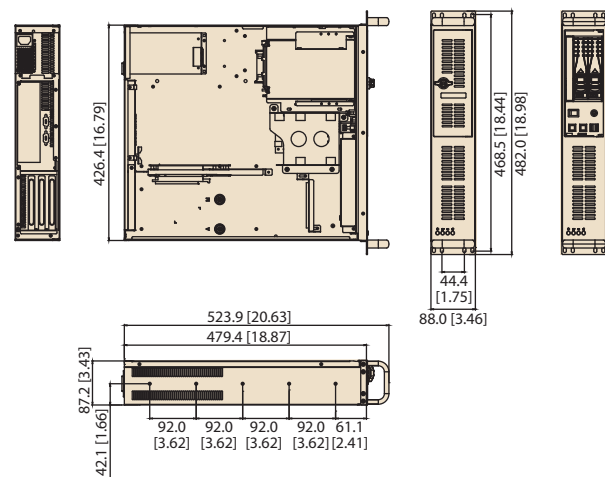
Dimensions

Unit: mm [inch]

ACP-2010



ACP-2320



Ordering Information

| Part Number | Power supply | Power supply type | Wattage | 80 plus grade | Switch type |
|----------------|----------------|-------------------|---------|---------------|-------------|
| ACP-2010MB-25D | PS8-250FATX-BB | Single | 250W | Bronze | ATX |
| ACP-2010MB-35D | PS8-350FATX-GB | Single | 350W | Gold | ATX |
| ACP-2320MB-35D | PS8-350FATX-GB | Single | 350W | Gold | ATX |

Packing List

| Part number | Description | Quantity |
|---------------------------------|---|----------|
| ACP-2010 / ACP-2320, Rev.D | 2U rackmount chassis with handle set | 1 |
| 1700018888 | chassis power on/off switch cable | 1 |
| 1750009329-01 | System fan - 8cm | 2 |
| 1700030260-01 | system fan cable | 2 |
| 1750009289-01 | hot-swap module fan - 6cm (in ACP-2320) | 1 |
| 1700024778-11 | hot-swap module fan cable (in ACP-2320) | 1 |
| 1700026158-01 | 4P Y cable for system fan (in ACP-2320) | 1 |
| 1990007986S000 | Filter behind the door 156 x 45 x 5 mm | 1 |
| 1990001949 | Filter in the front of the fans 168 x 58 mm | 1 |
| 98R2132000E | hot-swap tray HDD drawer (compatible with both 2.5" and 3.5" HDD/SSD) | 2 |
| Content of Accessory Box | | |
| 98R22010000 | Handle set | 1 |
| | Screws/nuts and rubber for motherboard and devices | one bag |
| 2001201000 | User manual | 1 |

Optional Accessories

| Part Number | Description | Quantity |
|--|---|----------|
| 96CB-SATAPOWER-6P2 | SATA power wire 6-pin to big 4-pin (for slim ODD) | |
| IPC-DT-3120E | Mobile rack for converting a 3.5" drive bay to dual 2.5" SATA HDD trays | |
| Rear I/O panel kit for low-profile add-on cards | | |
| Part number | Description | Quantity |
| 1939000361 | Screws | 7 |
| 1960074850T000 | I/O bracket | 7 |
| 1960019475T201 | 2U Rear panel for low-profile | 1 |